



Transported Asset Protection Association

## IIS Report Q4 2014



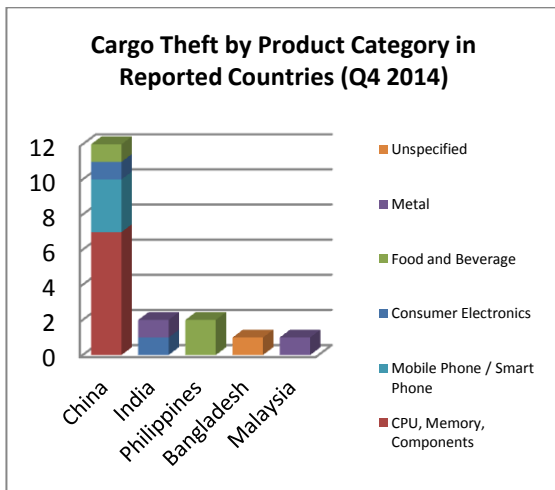
## TAPA APAC Q4 2014 IIS Report

Q4 - 2014 Report

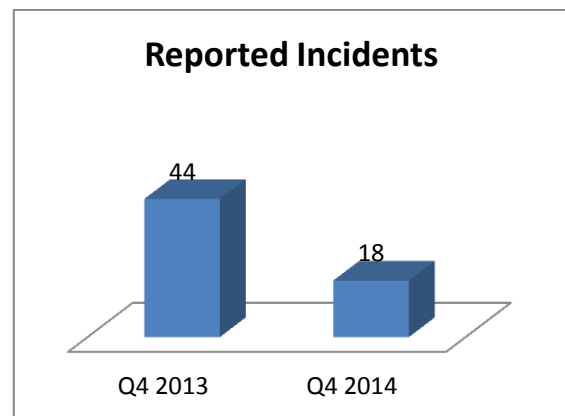
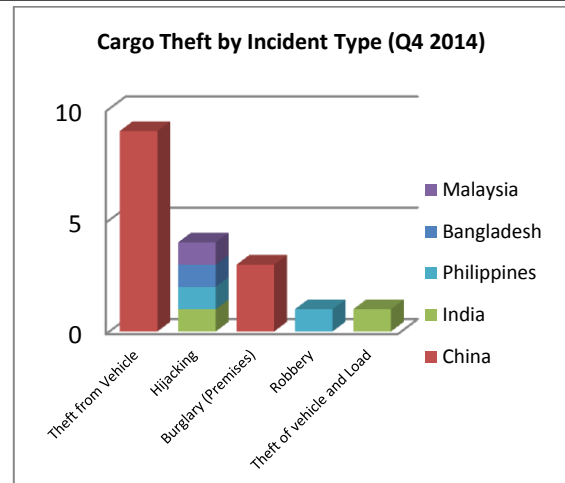
In this issue:

- Incident Information System Update
- Trend Analysis

### Incident Information System Update



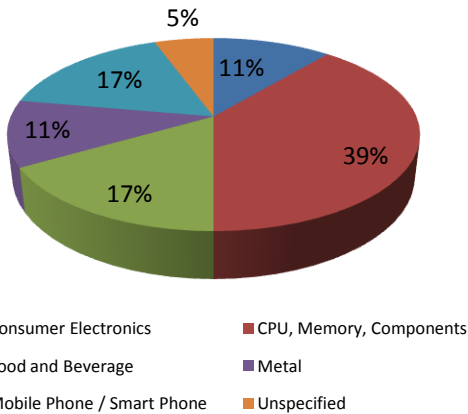
The TAPA Asia Incident Information System (IIS) report provides an analysis of cargo theft data recorded in the IIS for Q4 2014. A total of 18 incidents were recorded in the Asia IIS system for the fourth quarter of 2014 (Q4-14). 6 countries in the Asia region recorded incidents for Q4-14.



The number of recorded incidents dropped 59% as compared with the same period of 2013.

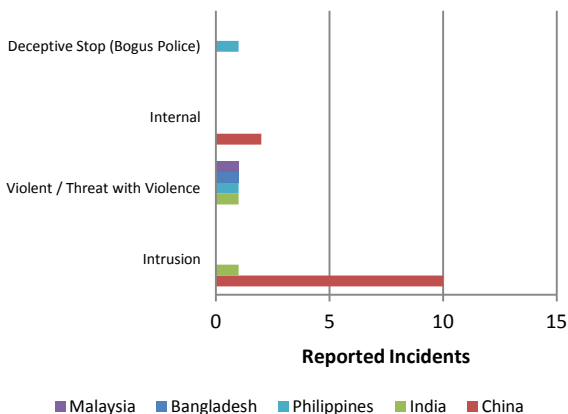
IIS Update China (Hong Kong) recorded the greatest number of cargo theft incidents for Q4-14, although Bangladesh, Malaysia, India and Philippines reported thefts 1-2 cases.

### Product Category (Q4 2014)



Of the total 18 reported incidents, 39% were CPU, Memory and Component during Q4-14, making this product type the most frequently targeted. Food and Beverage and Mobile phone/smartphone accounted for 17% of the total incidents. While categories of Consumer Electronics and Metal have 2 reported incidents respectively. One incident was not categorized.

### Cargo Theft by Modus Operandi (Q4 2014)

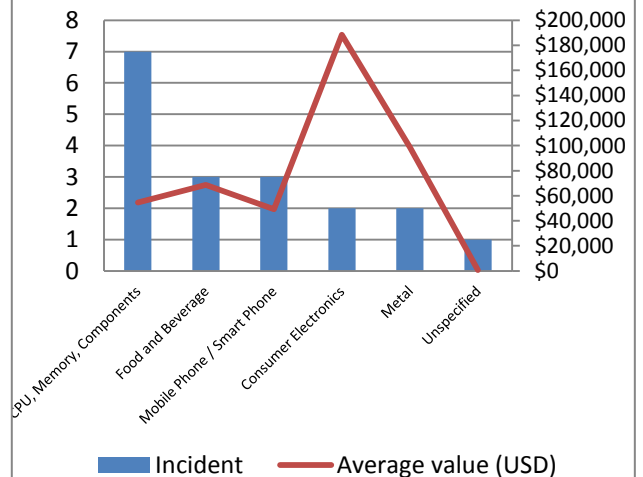


Highest incidents involving the Intrusion MO in which thieves covertly broke into a facility to steal the cargo were recorded in China. 2 cases reported in China were committed by the internal staff(s) of the affected companies.

## Q2 - 2014 Analysis

Asia experiences inconsistent and irregular incident reporting, which results in the low numbers of reported incidents. The available data indicates a continued trend of theft from vehicle and Premises Burglary in China. Vehicle hijacks were reported in India, Malaysia, Bangladesh and the Philippines. While India reported theft of vehicle and load.

### Cargo Theft by Product Type with Average Loss (Q4 2014)



The overall loss value reported for the fourth quarter was \$1.31 million USD.

---

**Copyright TAPA APAC 2011**

No part of this document may be reproduced, stored in a retrieval system or transmitted in any form or by any means electronic, mechanical, photo-copying, recording or otherwise, without prior written approval of TAPA APAC or its authorized representative. We acknowledge all third party rights for the s/w and data used in the generation of this document.

**Confidentiality**

This document contains information that is confidential to TAPA APAC, its authorized suppliers or third parties, and cannot be disclosed in whole or in part without the prior written authority of the Board of TAPA ASIA or its authorized representative.

**Disclaimer**

All information, products and services are provided "as is" without warranty of any kind. TAPA APAC and its IIS Service Provider hereby disclaim all warranties with respect to this information, products and services, whether express or implied, including the implied warranties of merchantability and fitness for a particular purpose.

In no event shall TAPA APAC or its IIS Service Provider be liable for any direct, indirect, incidental, special or consequential damages or damages for loss of profits, revenue data or use, incurred by you or any third party, whether in an action in contract or tort, arising from your access to, or use of information, products or services obtained from TAPA APAC IIS.